


Ignition procedure LsVIP

Ignition procedure for aluminothermic welding charges for electrical connections



The **LsVIP KLK-weld** Ignition Procedure is the best solution to ignite the aluminothermic welding charges from the point of view of safety and cleanliness, as it prevents spattering from the crucible-mould during the aluminothermic reaction, minimizes smoke emissions and, furthermore, it enables the charge to be ignited at a certain distance from the mould, using the **KLK-weld Remote Ignition Device**.



The **LsVIP KLK-weld Ignition Procedure** uses a special lid that completely closes the mould crucible, so that it prevents spattering from the aluminothermic reaction. But at the same time it allows the release of overpressures within the crucible. Furthermore, the smoke emissions are much lower than in other ignition procedures.

The special lid used in the Ignition Procedure can be used either with the standard flint igniter or with the **KLK-weld Remote Ignition Device**. The same applies to the cartridges, ignition powder, and the other welding accessories, thus there is a complete versatility to use either of the two ignition options.


Apart from the supplying of moulds with the special lid used in the procedure (the LsVIP moulds) a quick fastening special lid can also be supplied, this can be easily fitted onto a mould that uses the usual lid. In this case, to use the special lid, it is sufficient to leave the usual lid open.





The **KLK-weld Remote Ignition Device** includes sufficient cable to allow the charge to be ignited at a certain distance from the mould where the reaction takes place. It only requires two standard batteries and it includes warning lights that indicate when the batteries are dead or if the fuse is properly inserted into the clamp.

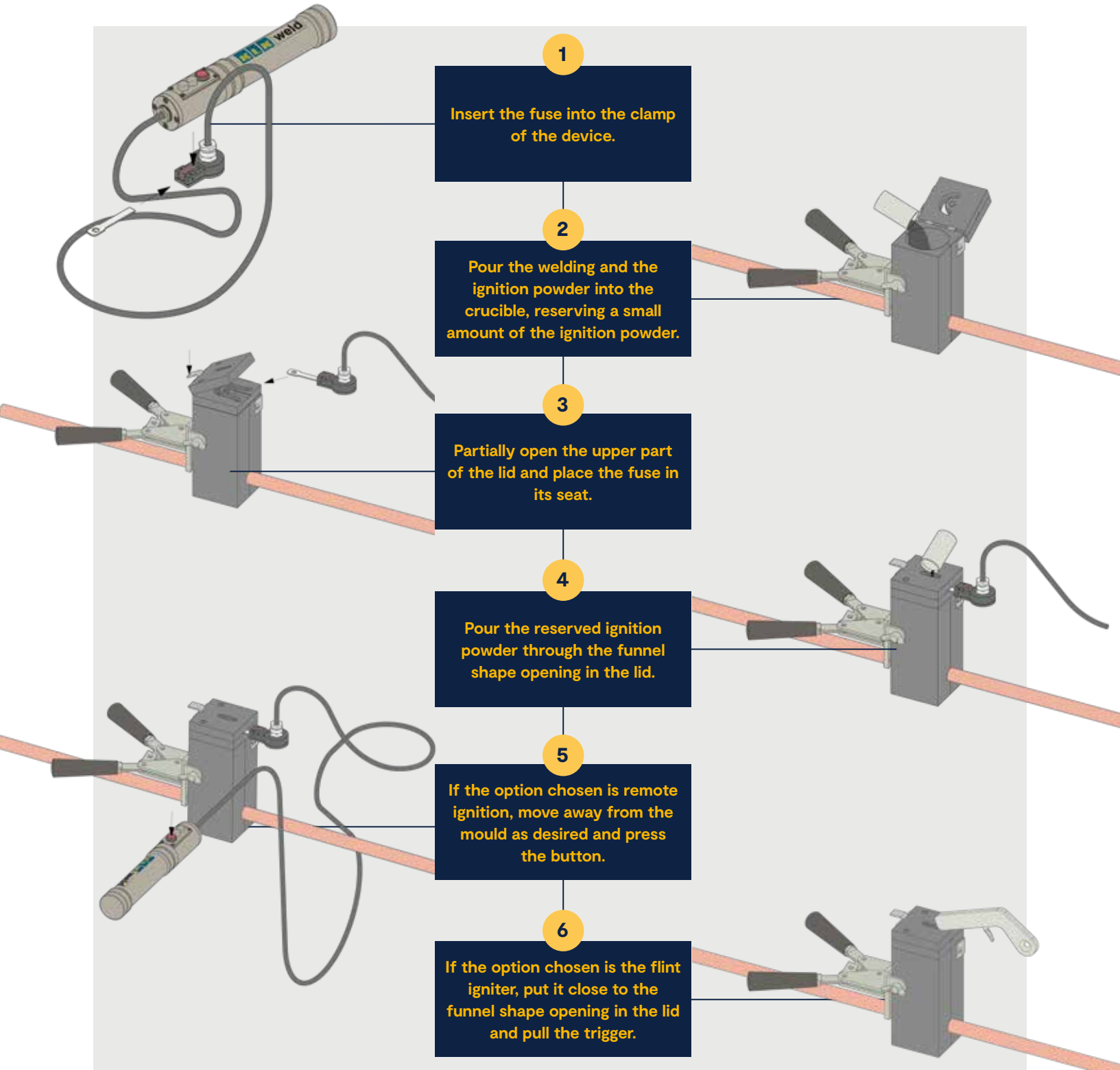
For each ignition using the **KLK-weld Remote Ignition Device** it is also necessary to use a fuse, one end of which is inserted into the device clamp, the other end into the lid seat made for this purpose. The fuses are the only additional consumables for the remote ignition procedure.



The connections achieved using the **KLK-weld** welding procedures, and in particular those achieved after using the **LsVIP Ignition Procedure**, are connections with a very high electrical conductivity, equal or greater to that of the welded conductor.



Easy and quick to use.



KLK Electro Materiales, s.l.u.

Camino de la Peñona, 38-B.
33211 Gijón (Asturias) · Spain
Tel. +34 985 321 850 - Fax. +34 985 312 820 info@klk.es

Z.A. de L'Europe, 6 rue de l'Orge.
68920 Wintzenheim Logelbach · France
Tel. +33 (0) 389 201 730 - Fax. +33 (0) 389 201 731 info@eke.fr